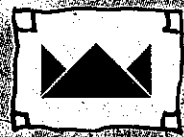


OAKLAND CUSD #5

2ND GRADE
MAY 1 1-15, 2020

MICHELLE STRADER

Grandfather




Crown Publishers, Inc.
New York

Tang's Story

Ann Tompert


Illustrated by
Robert Andrew Parker



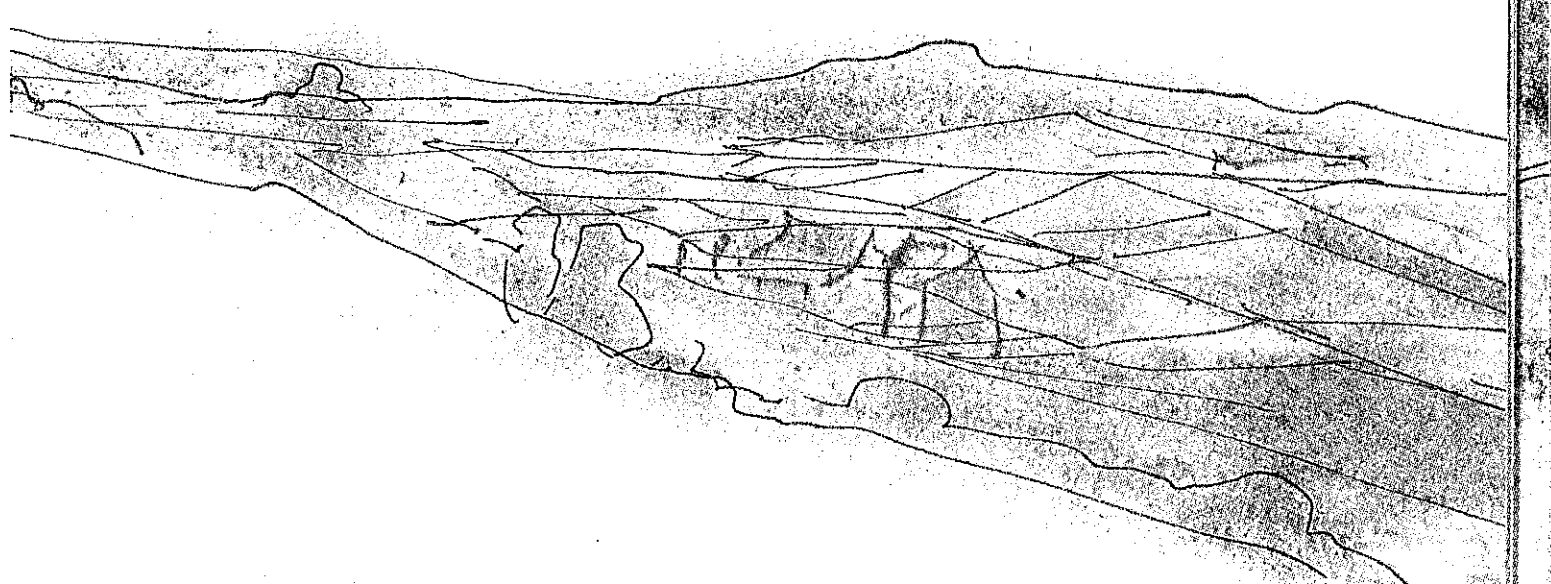



Grandfather Tang and Little Soo were sitting under a peach tree in their backyard. They were amusing each other by making different shapes with their tangram puzzles.

"Let's do a story about the fox fairies," said Little Soo. So Grandfather Tang arranged his seven tangram pieces into the shape of a fox.



Then Grandfather Tang made another fox with Little Soo's seven tangram pieces. Little Soo clapped her hands as her grandfather began.






Although Chou and Wu Ling were best friends, they were always trying to outdo each other. One day this rivalry almost brought their friendship to a tragic end. They were sitting under their favorite willow tree beside a river talking about their magic powers.

"I can change myself into a rabbit as quick as a wink," boasted Wu Ling. "I'll bet you can't do that."

"I can too," said Chou.

"Can not," said Wu Ling. "Anyway, actions speak louder than words." And he changed himself into a

rabbit.

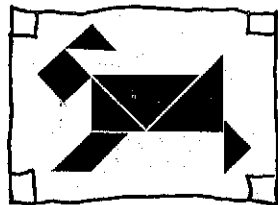




“Not bad,” said Chou, smoothing his whiskers. “But watch me do better than that.”

And before Wu Ling could blink, Chou changed from a fox into a

dog!



Now, when Chou changed himself into a dog, he not only looked like a dog, but he felt like a dog and acted like a dog. He bared his teeth and lashed his tail. Wu Ling shivered and twitched his nose.

"I love rabbits," Chou growled, "and I'm going to get you and gobble you up."


The dog edged closer and closer. Wu Ling's eyes grew bigger and bigger. He was too frightened to move at first. But then he thought, "I'll be safe if I can climb up the willow tree."

His little puff of a tail grew long and bushy and his tall ears shrunk as Wu Ling transformed himself into a





squirrel.



Wu Ling sprang into the willow tree and scrambled to the top.

"Chou will probably turn himself into a cat so he can climb up the tree after me," Wu Ling said to himself. "But he'll never catch me. I'll jump from tree to tree, and he won't be able to follow me."


Of course, Chou thought about changing himself into a cat.

"But that's just what Wu Ling expects me to do," he said to himself. "What can I do to surprise him?"


He thought and thought.

"I know. I'll swoop down upon him from above."

And he turned himself into a




hawk.



Chou circled round and round in the sky above the willow tree, searching for Wu Ling. Wu Ling peered through the leaves of the tree, looking for Chou on the ground.

Round and round Chou circled the willow tree until he spied Wu Ling.



"Kek! Kek! Kek!" he shrieked as he zoomed down upon the squirrel.

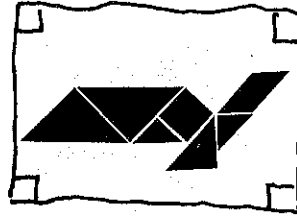
Wu Ling trembled. Chou's beak looked sharp enough to pierce right through him.

"If only I lived in a shell house," he thought. "Then Chou couldn't hurt me."

Chou stuck out his fierce claws to seize Wu Ling, but Wu Ling dove toward the river below the willow tree. And as he dove he tucked in his head and tail and legs, turned green, and changed into a



turtle.



Wu Ling climbed up on a mossy rock in the middle of the river. He thought he was safe because he looked as if he were a part of the rock. Chou circled round and round, searching and searching, until his sharp eyes spotted the turtle. Then he swooped down, down, down toward him.


But just as Chou reached him, Wu Ling plunged into the water.

"Follow me and you'll drown," he cried.

"Don't worry," cried Chou, plunging right behind Wu Ling.

His body grew longer, covered with scales. He whipped the water with his long, wicked tail. And he snapped his spike-toothed jaws as he turned into a

crocodile.




Wu Ling circled round and round as he plunged down, down, down to the bottom of the river. Chou lashed his wicked tail as he plunged after Wu Ling. Just as they



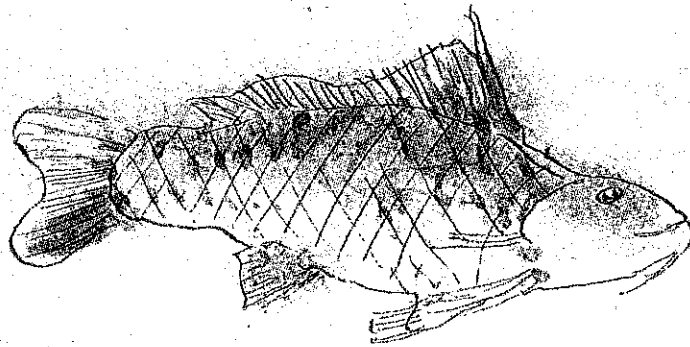
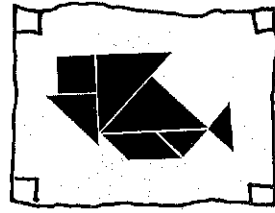
reached the bottom, Chou clamped Wu Ling in his spike-toothed mouth.

"Now, I've got you!" he bellowed through his clenched teeth.

"Oh, no, you haven't," cried Wu Ling, who grew smaller and smaller and changed himself from green to gold as he transformed himself into a



goldfish.

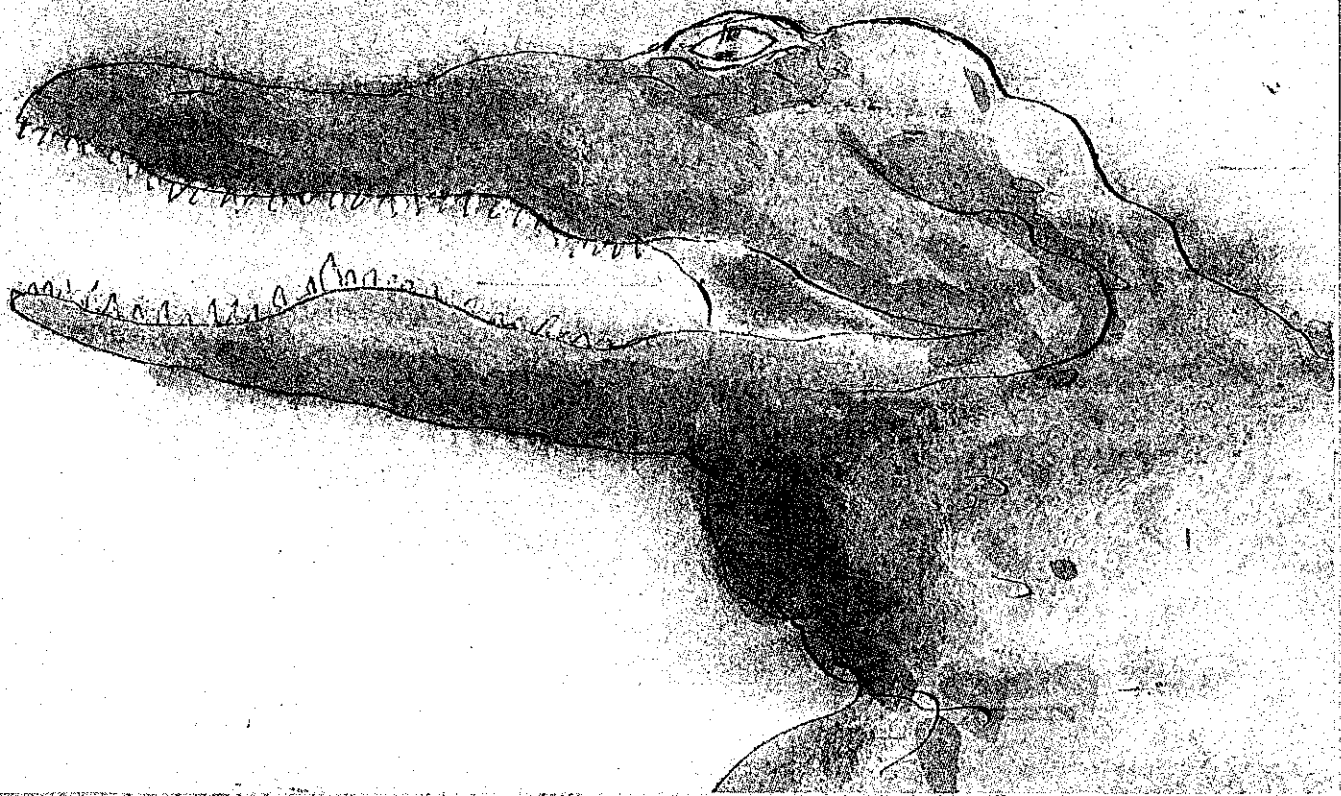


And he swam out of Chou's mouth between his spiked teeth.

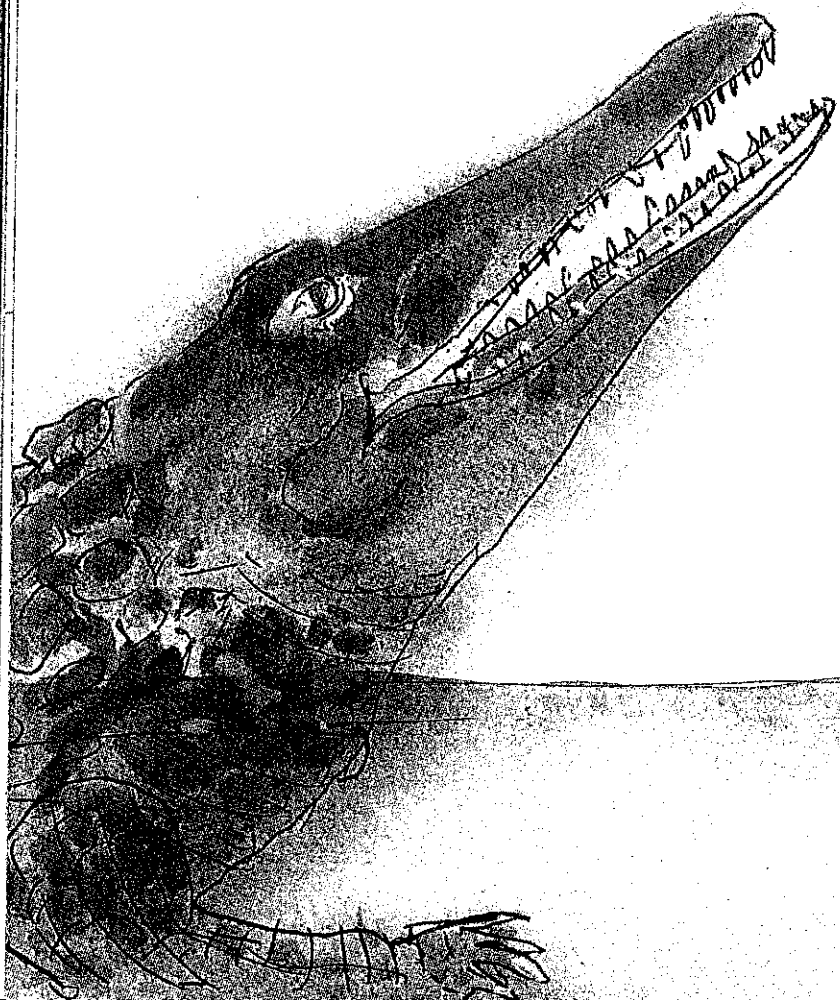
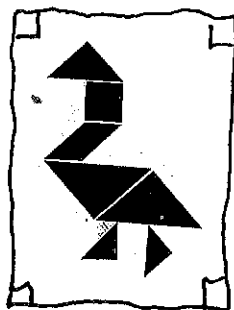
Then he hid in a patch of cattails. Chou churned the water with his lashing tail as he charged into the patch after Wu Ling. With his head swinging back and forth and his eyes darting here and there, he searched for Wu Ling. Wu Ling knew that Chou would not give up until he found him.

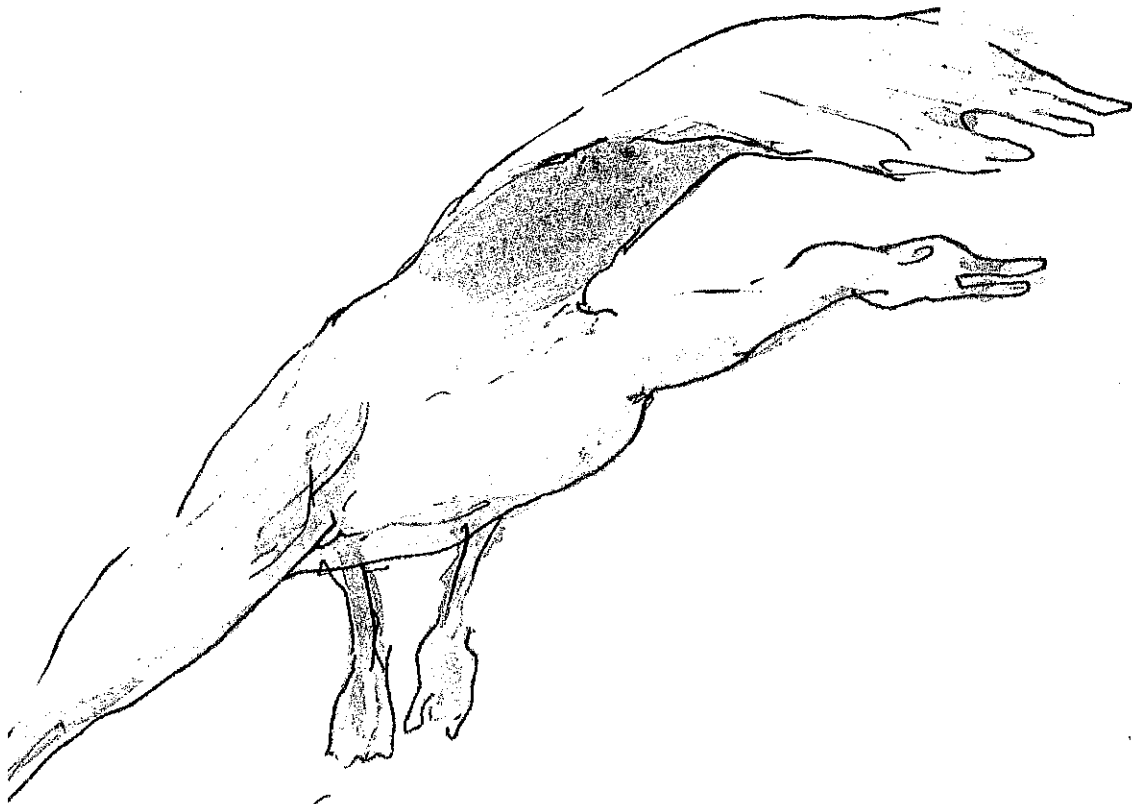
"I must fly from here," he thought.

And he started to honk as he transformed himself into a




goose.





Chou charged after him, but Wu Ling spread his wings and took to the air.

Chou watched him fly to a small island where a flock of geese were feeding. By now he was not only very angry, he was also very hungry. He decided that if he could not catch Wu Ling, any goose would make him a good dinner. He splashed through the water toward the island until he reached it.



"Honk! Honk! Honk!" called Wu Ling.

And he took to the air.

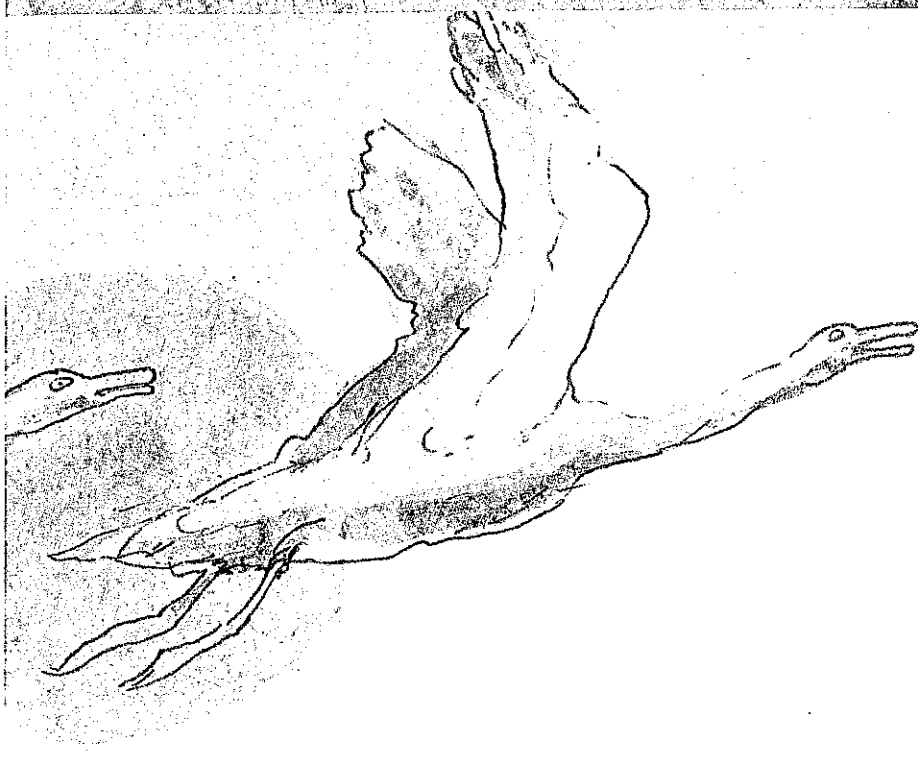
A chorus of honks swelled the air as the flock of geese spread their wings to follow him. While Chou watched, the honking grew fainter, the flock grew smaller, and he felt his anger slowly drain away.

"Why, oh, why did we play that stupid game?" he moaned. "I'll never see Wu Ling again."

He closed his eyes and sank toward the river's bottom. Just as he touched it, however, he had an idea. And up he popped again, a goose himself.




Each flap of his wings brought him closer. The wedge of geese slowly grew bigger. The honking grew louder. At last Chou found himself flying beside Wu Ling.




"I'm tired of our silly game," he cried. "Come back with me to our willow tree."

Before Wu Ling could answer, something stung Chou's right wing. He sank toward the ground.



A hunter had shot him. Wu Ling flew down beside Chou, placed his left wing under Chou's smashed right wing, and together they fluttered down to the edge of the forest.




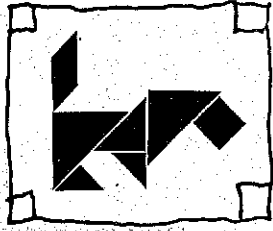


The hunter ran toward them.

"Fly away," Chou urged Wu Ling. "Save yourself. Fly!
Fly!"

"I won't desert you," cried Wu Ling.
And with a mighty roar, he changed into a

lion.





The hunter raised his bow. Wu Ling sprang toward him and knocked the bow from his hand. The hunter fled, leaving his bow behind.





Wu Ling and Chou returned to their fox shapes. And Wu Ling helped Chou to his den, where he took care of him until he was mended.

Did they ever play that game again?" asked Little Soo.


"Many times," said her grandfather. "But they were very, very careful."

"That was a good story," said Little Soo. "Let's do another."

Grandfather arranged his seven tangram pieces.

"Is this story going to be about a man?" asked Little Soo.

"Yes," said her grandfather. "He's old and he's tired. He wants to sit under a tree and rest awhile."



"Is he a grandfather like you?" asked Little Soo.

"Yes," said her grandfather. "Just like me."

Little Soo arranged the seven pieces of her tangram beside her grandfather's.

"Is that a little girl?" he asked.

"Yes," said Little Soo. "Just like me. She'll sit and rest beside the man."

"That will make him very happy," said Grandfather Tang. "And now, Little Soo, what will we do?"

"We'll sit and rest together until Mother calls us for supper," said Little Soo.

"That will make me very happy," said her grandfather.



Reading Choice 1
Strader 5/11

Character	Changed into	Reason why
Wu Ling		
Chou		
Wu Ling		
Chou		
Wu Ling		
Chou		
Wu Ling		

Bulletin Board Pattern

Name _____



If I were a fox fairy,

I'd change into _____

because _____

In my new shape, I would spend the day doing several things:



Teacher: First, review with the class how Chou and Wu Ling, the fox fairies in *Grandfather Tang's Story*, changed into different animals for various reasons. For example, Chou became a hawk in order to swoop down on Wu Ling the squirrel. Wu Ling became a turtle so that he could hide inside his shell. Next, give each student a copy of the pattern, and have him write what animal he'd change into if he were a fox fairy. Have the students give reasons for their answers and describe how they would spend the day. After the patterns are completed, display them on the bulletin board.

Name _____ Date _____

Goals for Next Year

Directions: Use the crystal balls to predict your success next school year. Set goals that will help you be successful in each crystal ball.

Goals:

Reading

Goals:

Writing

Goals:

Science

Goals:

Math

Goals:

Social Studies

Goals:

Homework

Goals:

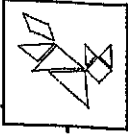
Setting goals is important because _____

The most important goal I set is to _____

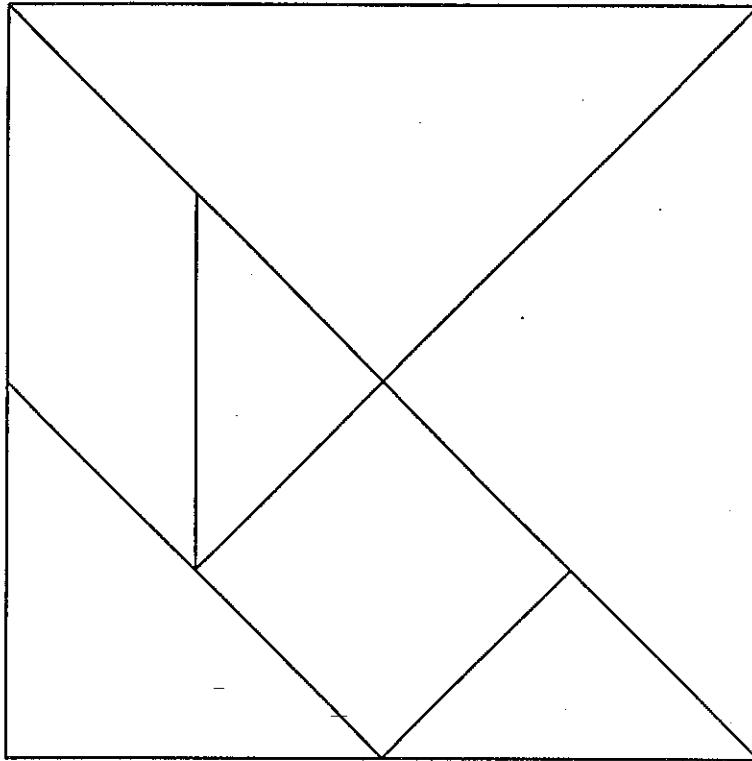
This is important because _____

Use with "Free Explorations."

Grandfather Tang's Story
by Ann Tompert




Tangram Pattern



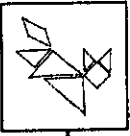


Grandfather Tang's Story
by Ann Tompert

FOX

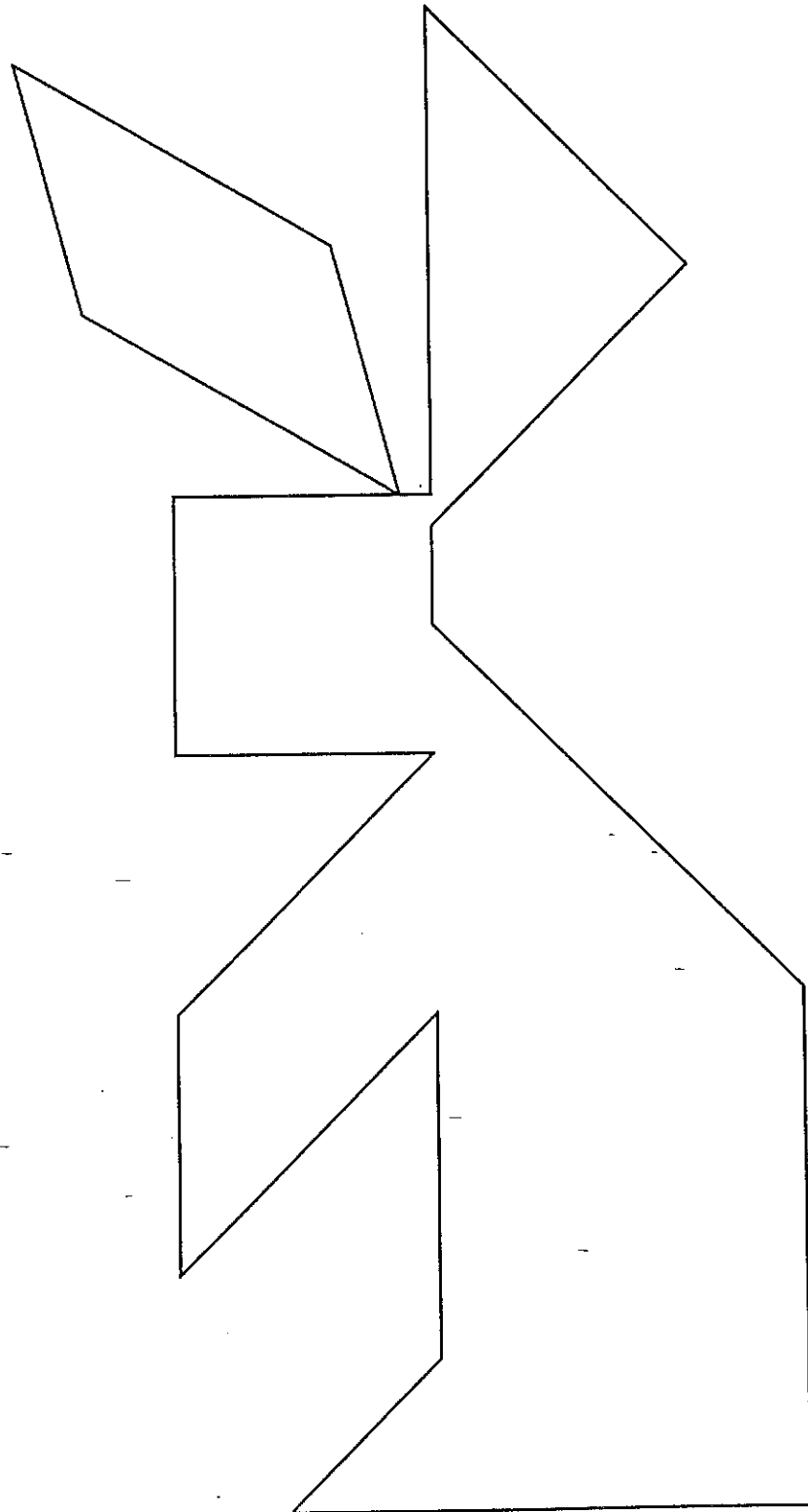


Name _____



Grandfather Tang's Story
by Ann Tompert

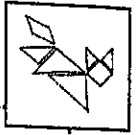
Rabbit



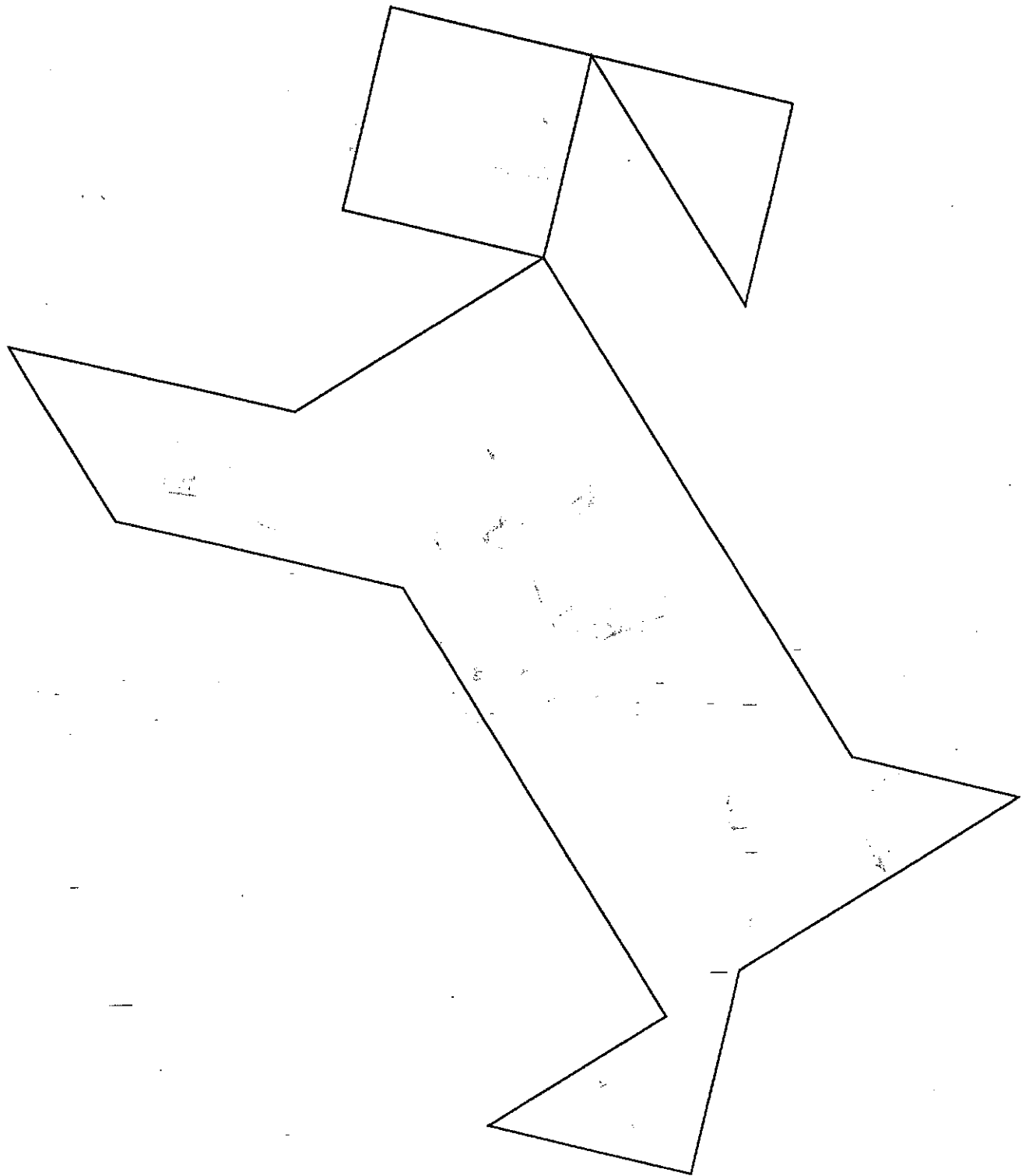
Name _____

Use with "Tangram Challenge."

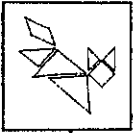
Grandfather Tang's Story
by Ann Tompert



Dog




Name _____



Grandfather Tang's Story
by Ann Tompert

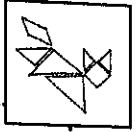
Squirrel




Name _____

Use with "Tangram Challenge."

Strader Math
Grandfather Tang's Story
by Ann Tompert



Hawk



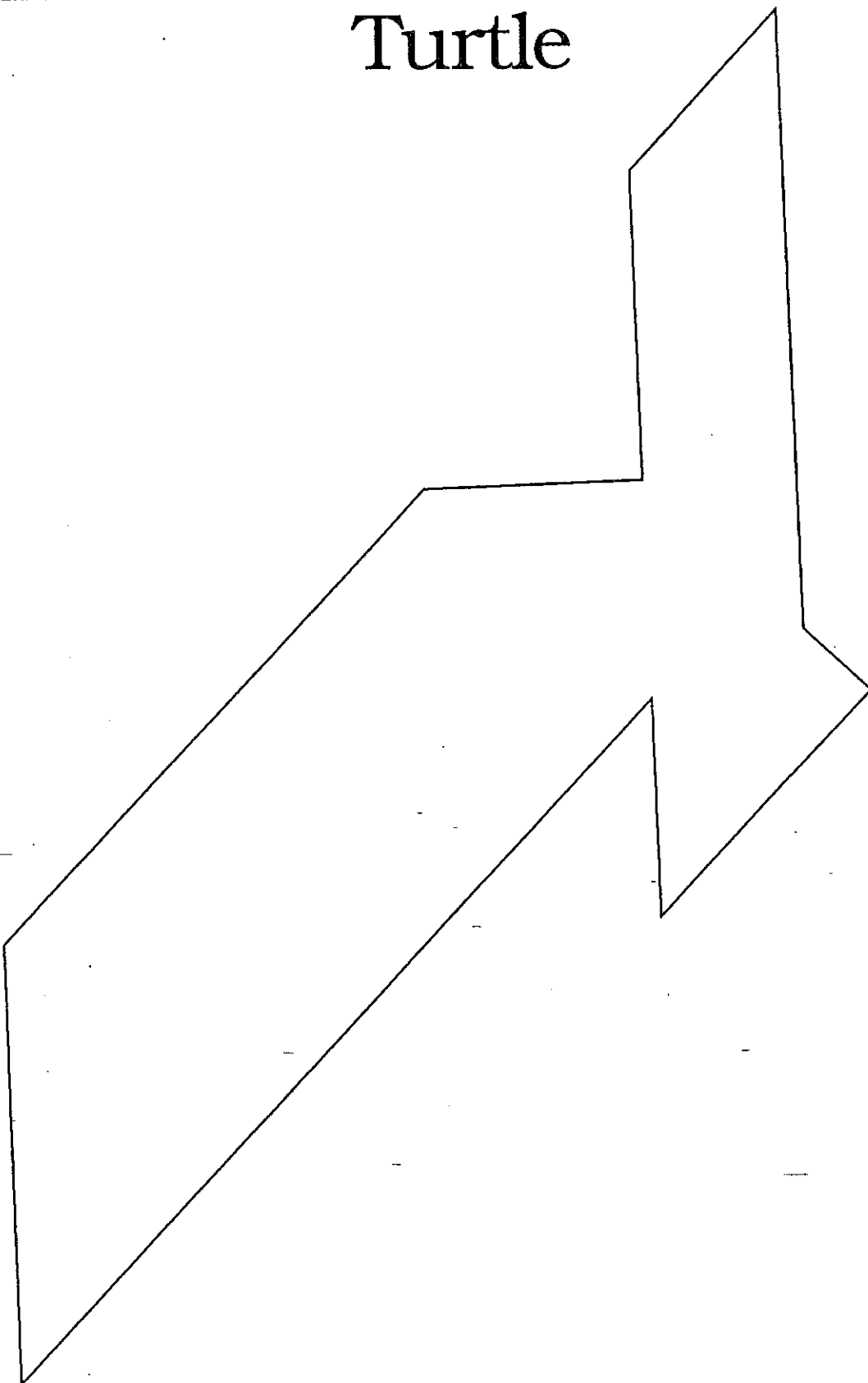
Name _____



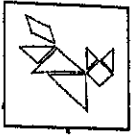
Grandfather Tang's Story
by Ann Tompert

Use with "Tangram Challenge."

Turtle

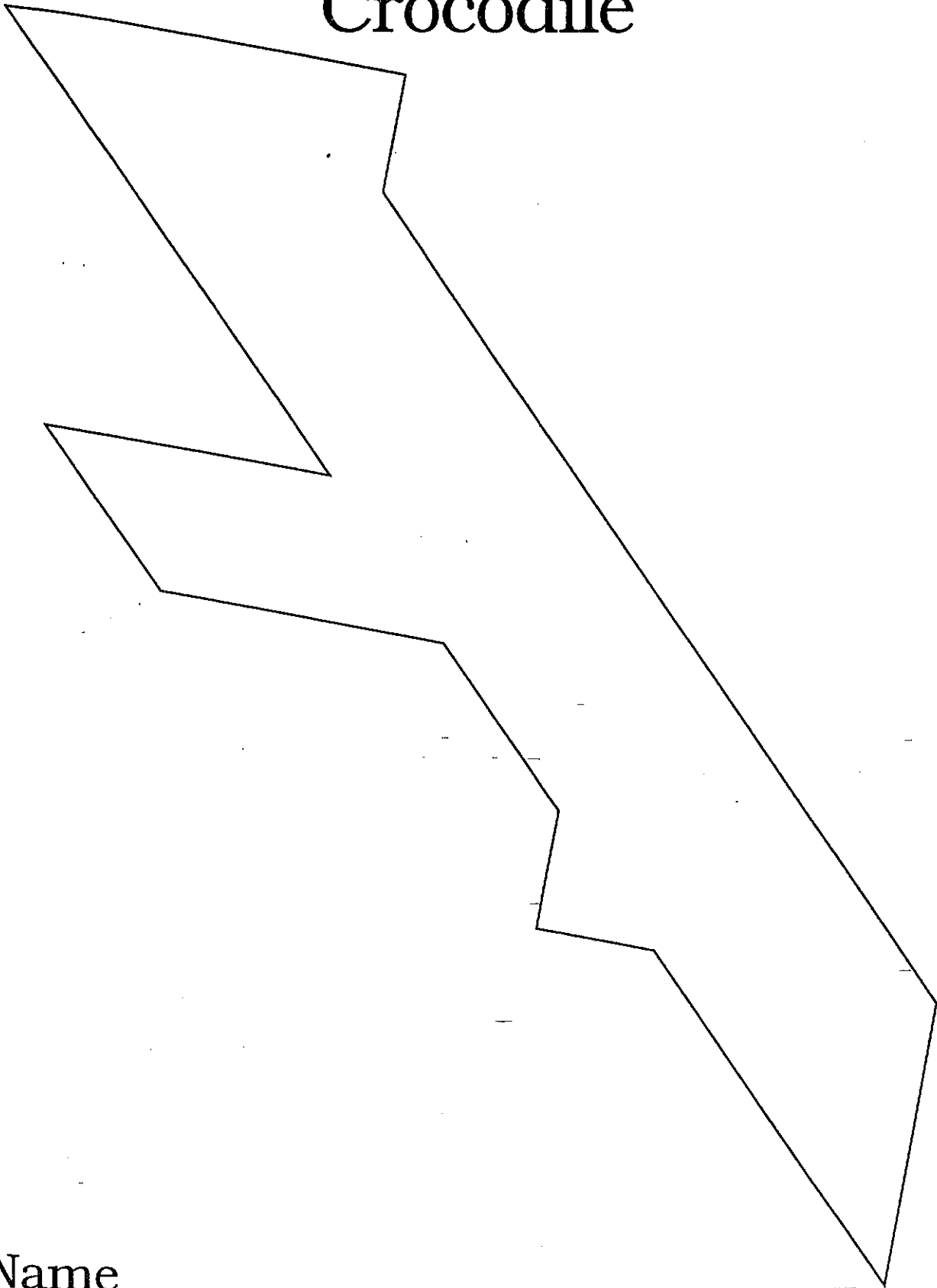


Name _____

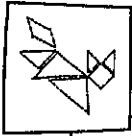


Use with "Tangram Challenge."

Crocodile




Name _____



Grandfather Tang's Story
by Ann Tompert

Use with "Tangram Challenge."

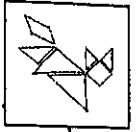
Goose



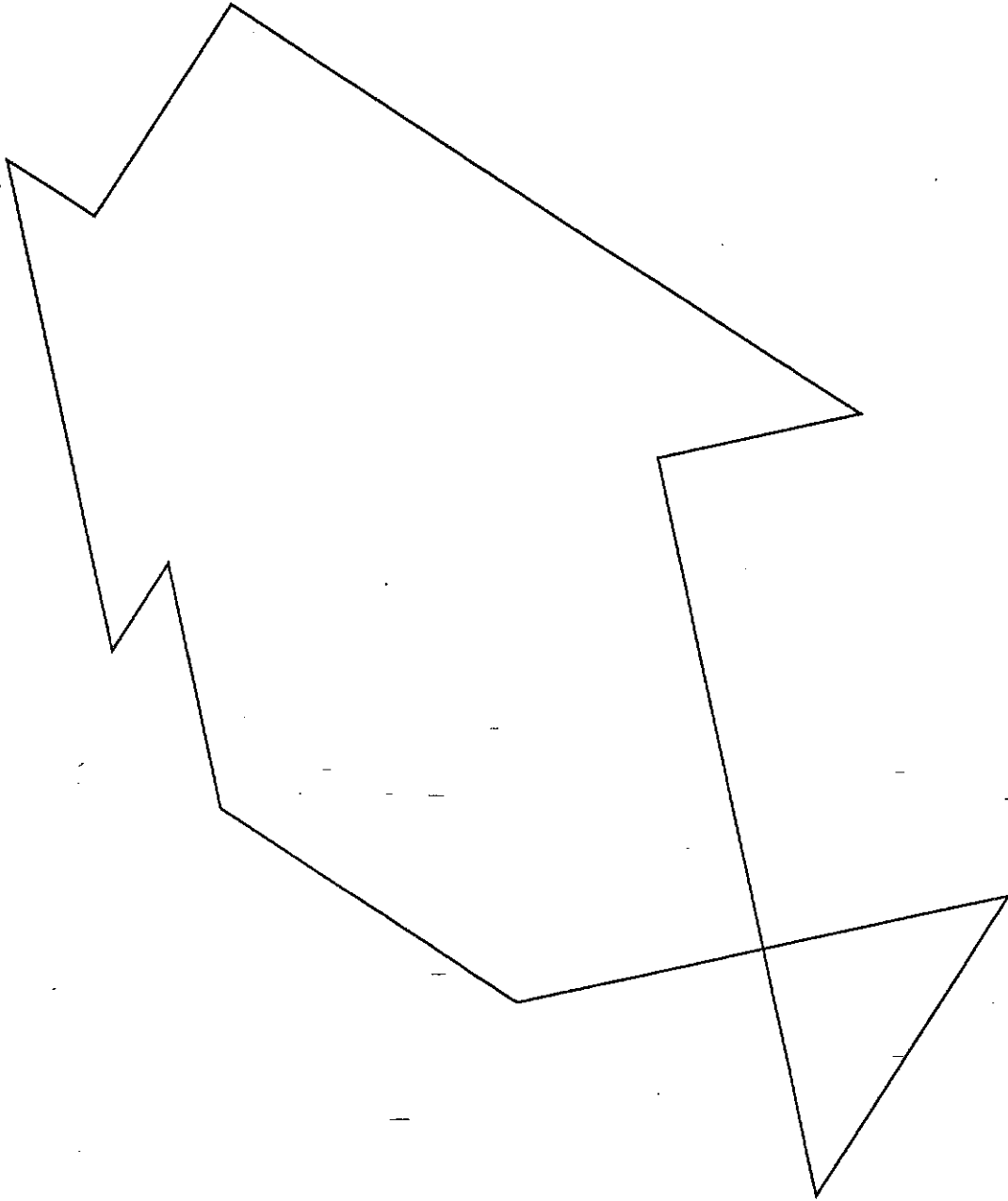
Name _____

Use with "Tangram Challenge."

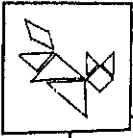
Grandfather Tang's Story
by Ann Tompert



Goldfish

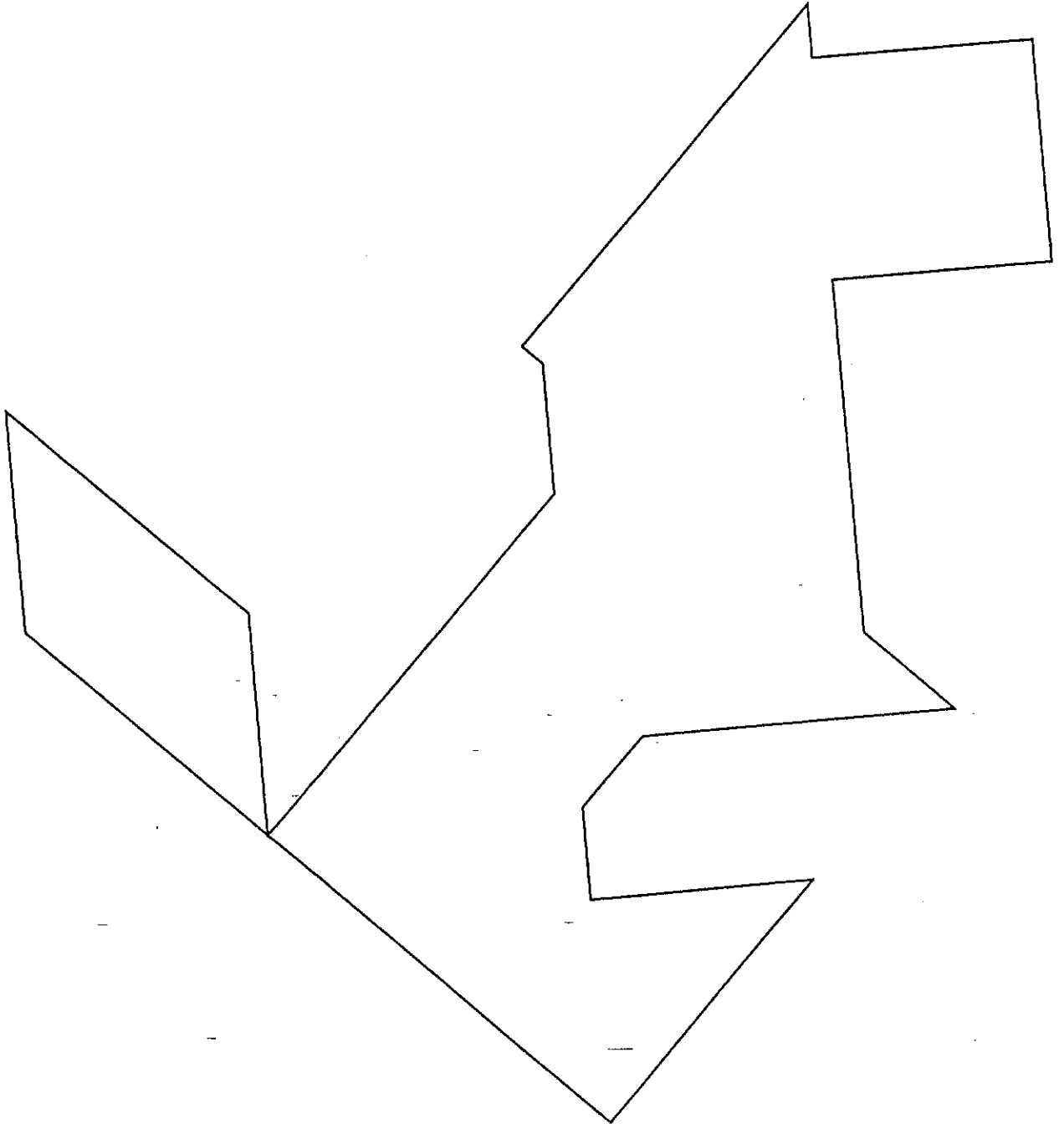


Name _____



Grandfather Tang's Story
by Ann Tompert

Lion





Name _____

What I LOVED This Year


by: _____

My favourite moment



My favourite activity

My favourite book

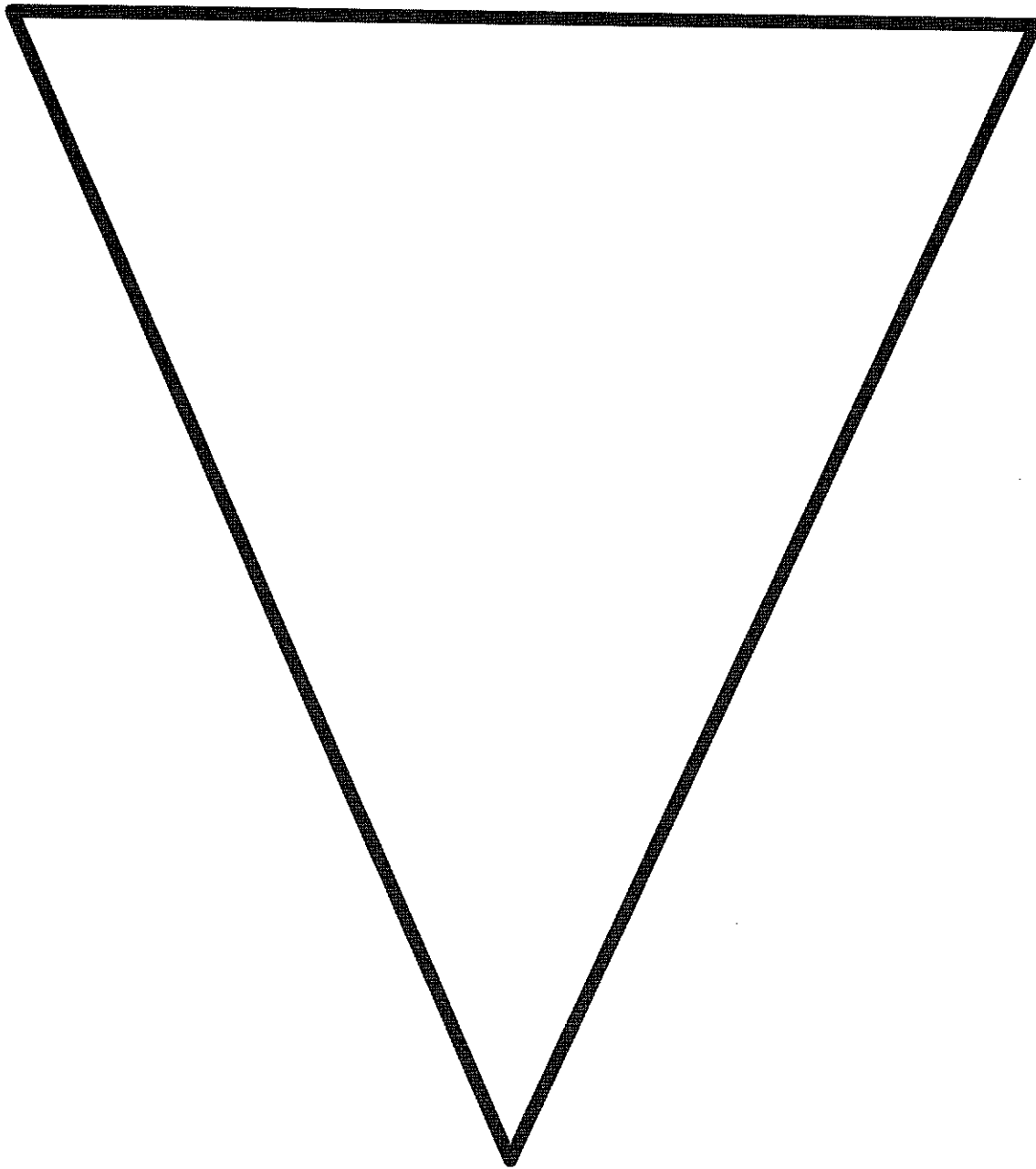


A memory I'll keep



And also...

Strader
Choice
Cursive 2



Choice 2
Strader

The funniest thing that happened this year
was...

© Kathleen Amari-Crookston

My favorite project was...

Handwriting practice lines consisting of three sets of solid top and bottom lines with a dashed middle line for letter height guidance.

My favorite memory from this year is...

Cursive #3 Strader 5/11

SS or . Strader
SCIENCE 5/11

Week of May 11th – May 15th, 2020

Any directions or instructions listed here. . . . The third weekly reader is extra. (Does not have to be done. Just for more reading practice.

Class	Choice 1	Choice 2	Choice 3 (Enrichment)
Reading: Read <u>Grandfather Tang</u>	What shapes did Wu Ling become? What about Chou?	Fox Fairy b. board sheet[Goal Sheet
Math	One round of xtra math	Make 4 animals with your tangrams. You can color tangrams before you cut them out. Make sure you can see lines to cut.	Make up your own animal with tangrams. <u>Must use all</u> <u>7</u> Tell and show me what animal you made. Trace around the tangrams when animal is done.
cursive	What I loved about this year sheet	Ice cream cone memory sheets, Make it into an ice cream cone.	Write a letter to the new 2 nd grade next year. Tell them what they will do, what it is

			like, what is easy? Hard?
<p>Social Studies</p> <p>Weekly reader: Code: maphome3 https://sn2.scholastic.com/issues/2019-20/050220.html</p>	<p>The Scoop: Riddles on page 4</p>	<p>Describe your favorite ice cream flavor and why is it your favorite</p>	<p>Try to convince Mrs. Strader that your ice cream is the best. Why? What makes it so special?</p>
<p>Science</p> <p>https://sn2.scholastic.com/issues/2019-20/050320.html</p>	<p>Bounce weekly reader: page 4 poems</p>	<p>Describe how to be safe at a trampoline park</p>	<p>You are in charge of making a new ice cream flavor. What would be in it? What would it taste like? What would it look like? Also, draw a picture.</p>

Weeks of *May 4-15*, 2020 April Lee

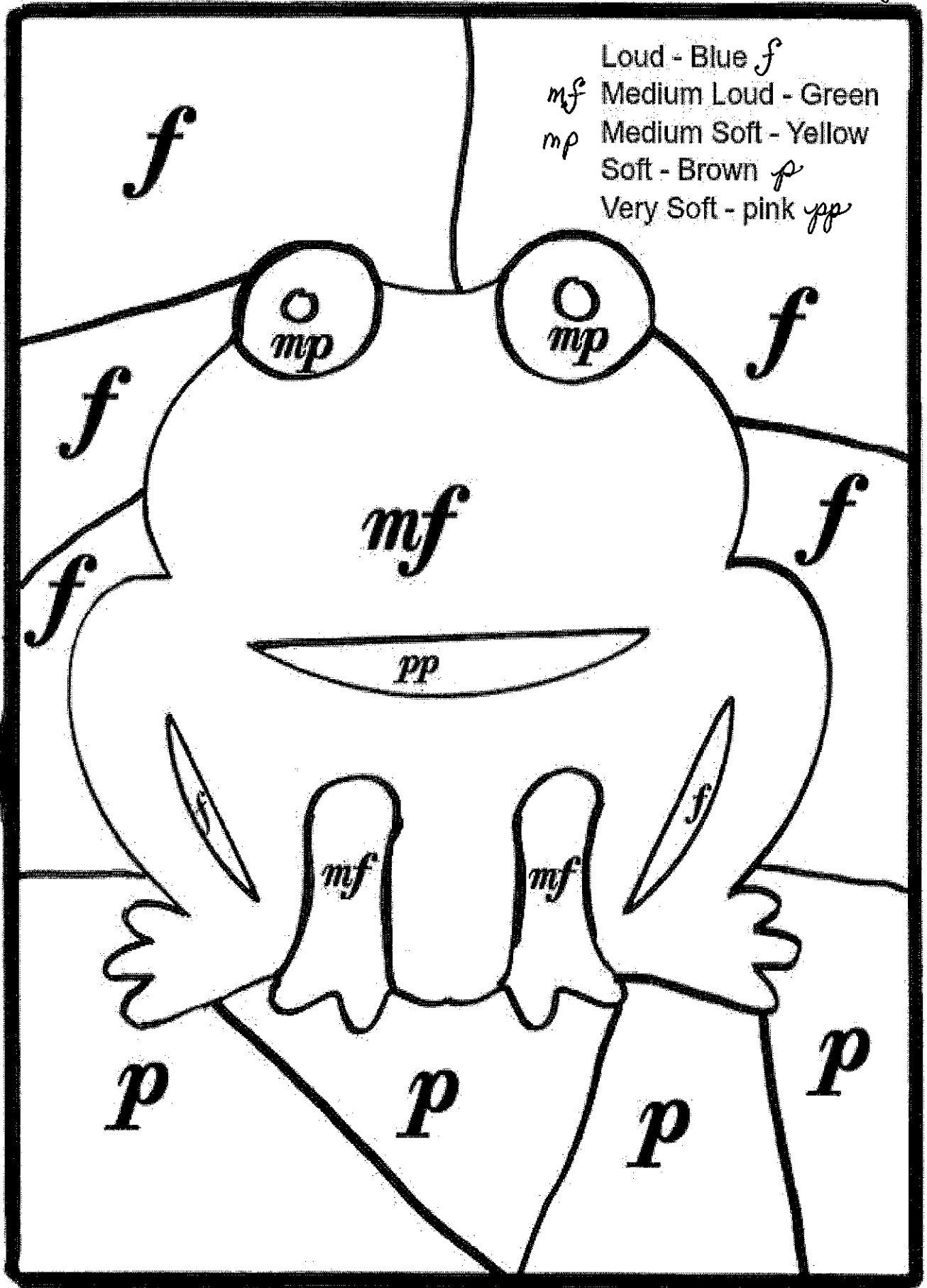
Hello! This will be our final packet for Music this school year. It is with mixed emotions that I send it out to you. I feel sad we didn't get to have our Spring Concert, but I feel glad that Spring is in the air and Summer is just around the corner. Here's wishing you and your families all the best this season and the next!!!

Please don't forget about the Facebook group called Lake Crest Music. I believe I have invited everyone K-5. Each day or so I try to find some activity we can do together. Send me an email or make a comment if you liked a particular activity.

To complete Options #1 & #2 students will need crayons. For Option #3, just a pencil will be needed. This work is due May 15.

My "office hours" are from 10:00 a.m. to noon on Mondays, Wednesdays, & Thursdays, but you can email me anytime with questions or concerns at april.lee@oakland5.org.

Class	Choice 1	Choice 2	Choice 3 (Enrichment)
2nd Grade Music	Color by note Frog	Color by note Bluebird	Gallery of Music






umox = F I V
 uaxsB = F I I
 anp = F
 avano = F I

Gallery of Music


Name _____

Music Drawing Worksheet


Draw each symbol in its frame below




Forte



Piano



Mezzo Forte



Mezzo Piano

Week of May 4-15, 2020

2nd Grade Art

Mrs. Sweeney

Please pick 1 out of the 3 activities to complete every other week. Please email me a picture of your child completing the activities or submit the activity to the homework box located in the Lake Crest foyer. Some of the art projects require supplies. Please feel free to improvise if you do not have the required supplies, or reach out to me or the office and we will work together to get you what we need. Some basic supplies will be available for pick-up in the Lake Crest foyer.

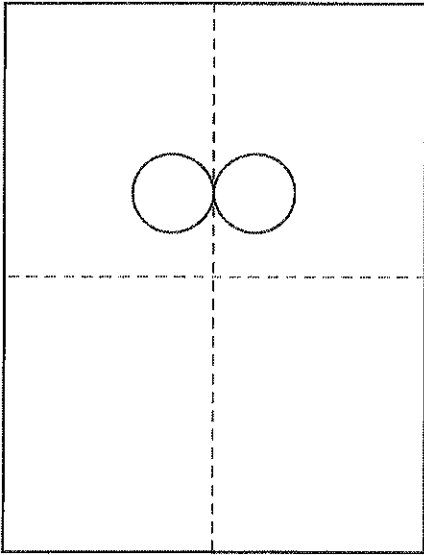
Please email me at jill.sweeney@oakland5.org or call the school and leave a message, and I will give you a call as soon as I can. My office hours are 8-10 am on Mondays and Wednesday and Tuesdays 10-12. I will be readily available at those times. School office hours: Monday-Thursday 7:30-11:30 and the phone is 217-346-2166.

If email submission is not an option, contact Mrs. Sweeney for alternative ways to submit work. Sketchbooks and Still Life Drawings can be placed in the Homework Turn-in box in the Lake Crest Foyer.

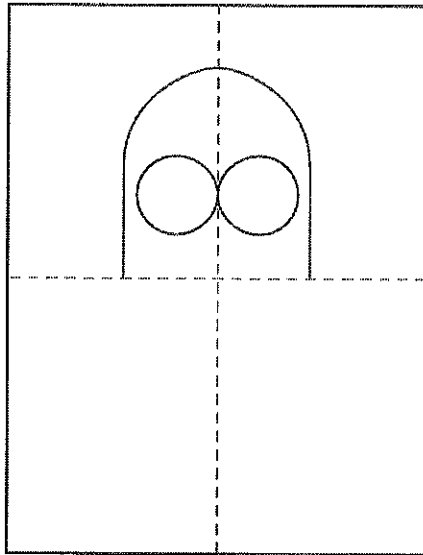
Class	Choice 1	Choice 2	Choice 3 (Enrichment)
2nd Grade	Minions	Train	3-D Flowers

Draw a Minion

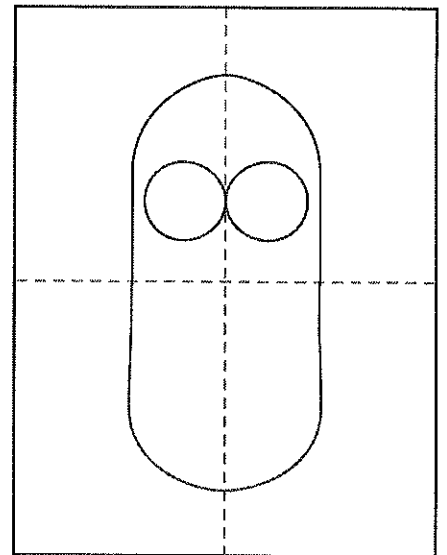
2nd Grade / Choice 1 / Sidney
May 4-15



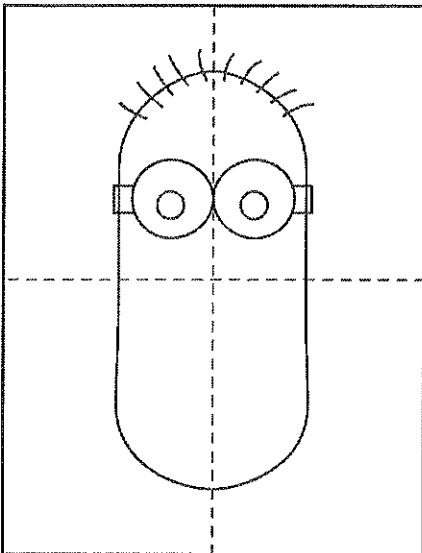
1. Make guide lines. Draw two eyes.



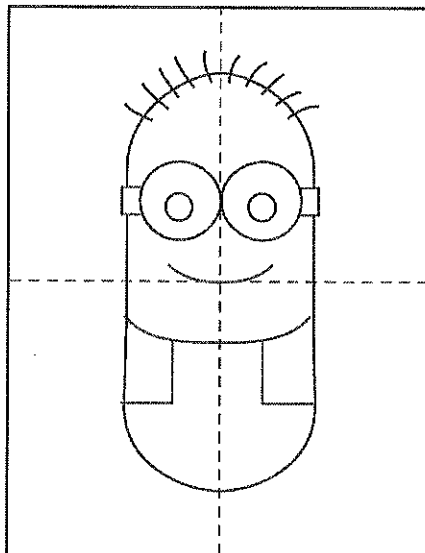
2. Draw top of body.



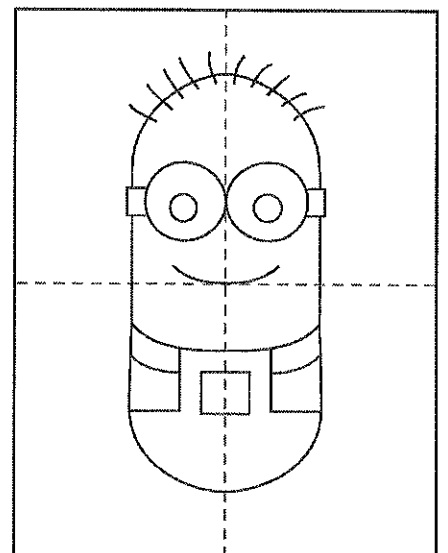
3. Draw bottom of body.



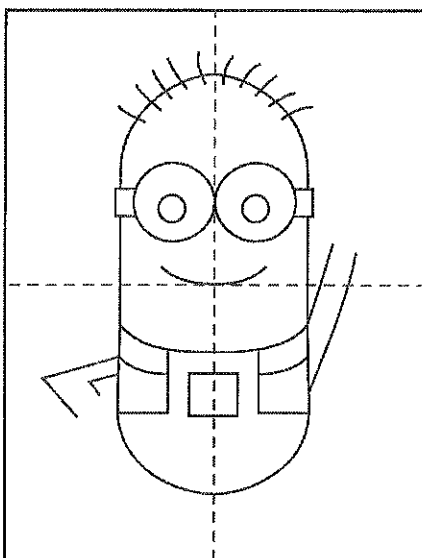
4. Add glasses and hair.




5. Draw mouth and start overalls.




6. Finish the bib and straps.



7. Draw two arms.



8. Add gloves and feet. Draw grass.

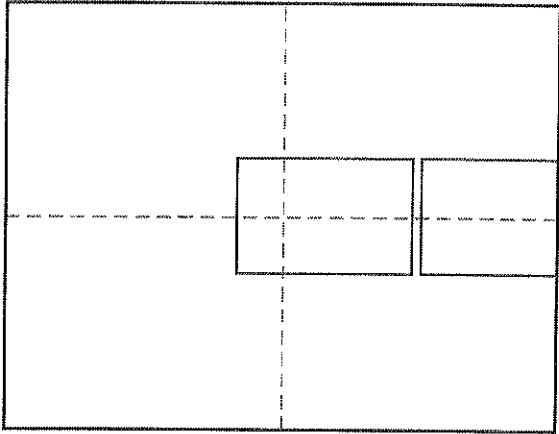


9. Trace with a marker and color.

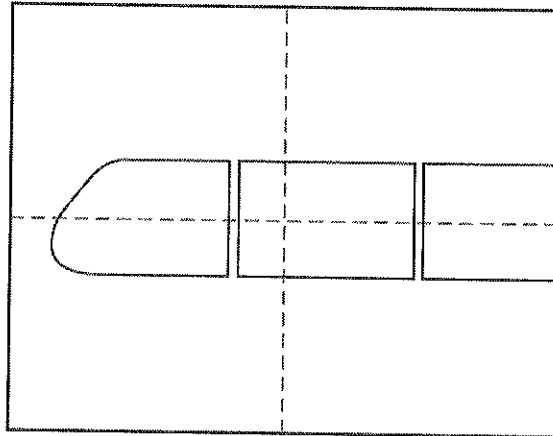
10. Draw 2 Friends.

Draw a Train

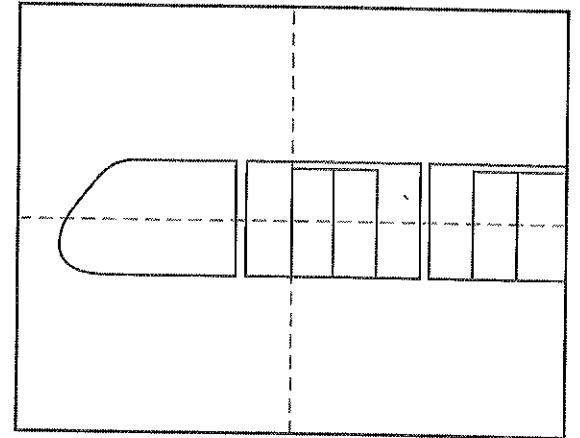
2nd grade / children of Discovery
May 4-15



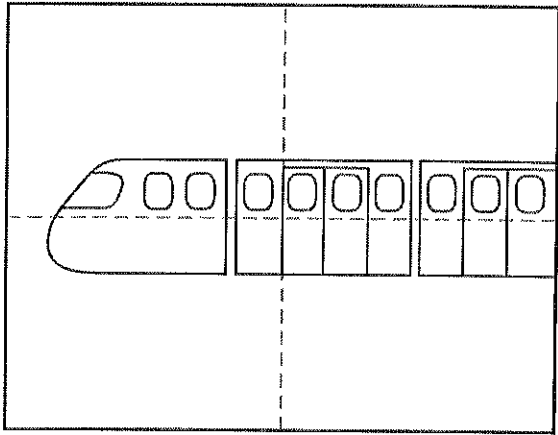
1. Draw two rectangle cars.



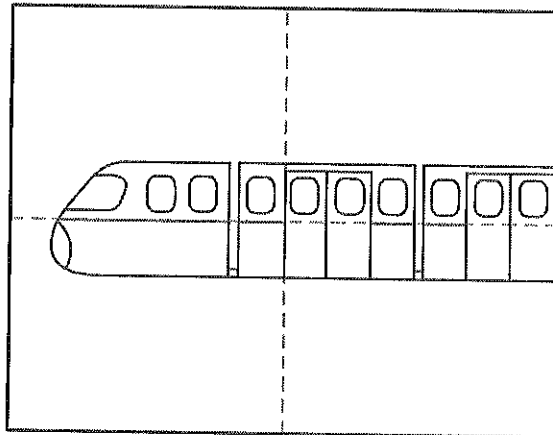
2. Draw the train front.



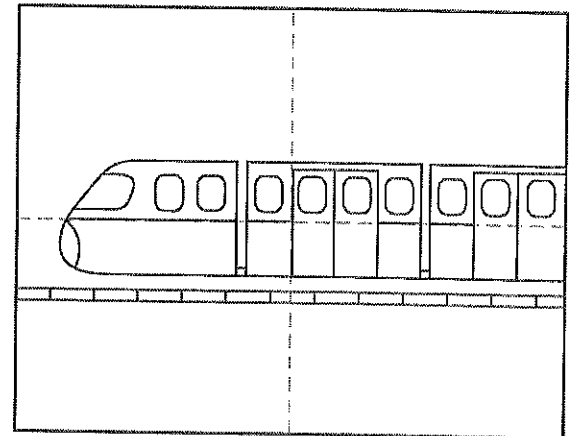
3. Add the train car doors.



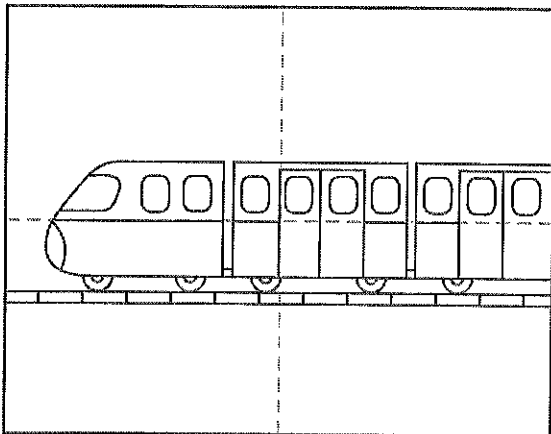
4. Draw lots of windows.




5. Add the lines and connect the cars.




6. Draw the rails below.



7. Draw the wheels below.




8. Add landscaping in the fore and background.



9. Trace with a marker and color.

Card with 3-D Flowers

2nd grade/choice 3/Sweeney

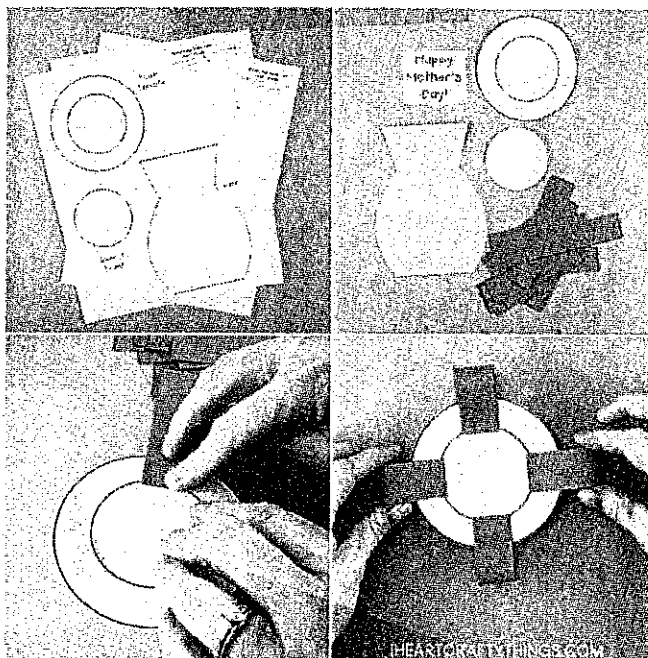


Materials:


- Flower vase template
- Glue
- Scissors
- Different colors of paper

Directions:

1. Cut out template, trace on colored paper and cut out.
2. Add glue on the outside circle of the flower template and adhere one of the flower petal paper strips on it. Now add glue at the end of the flower petal strip you just attached. Bend the opposite end of the paper strip and glue the two ends together to make a looped flower petal



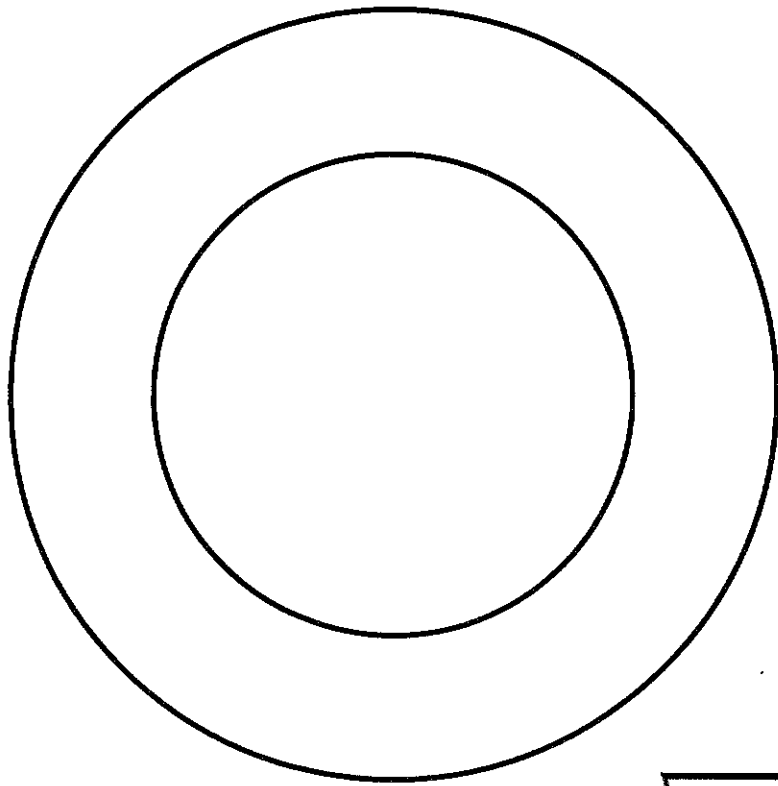
3. Glue three more paper strips on your flower, one at the top, bottom and each side.




4. Now glue four more paper strips in the empty slots around the flower template. Then glue and add the second layer of paper flower petals around the flower template.

5. Glue the inside of the flower in the center of the flower template.

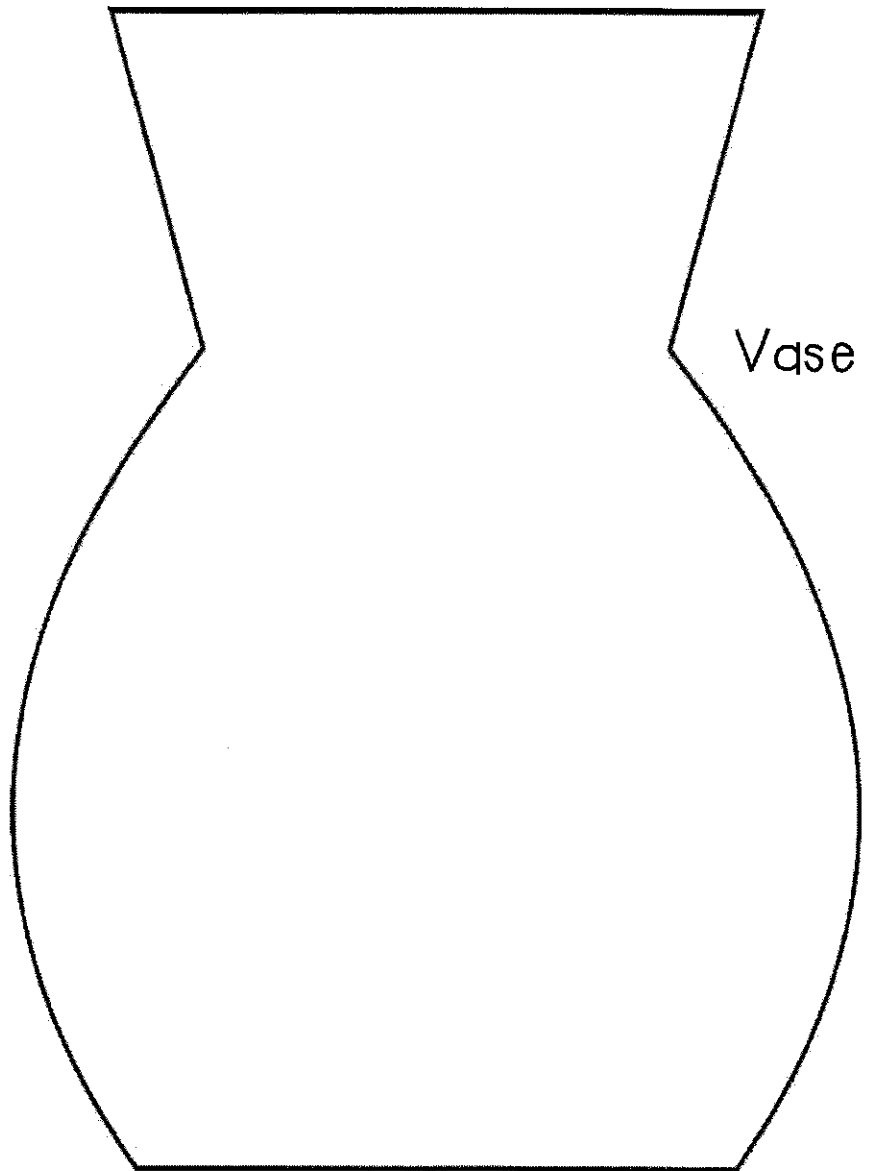
6. Add glue on the back of the flower vase and glue it at the bottom of another piece of cardstock paper. Then add glue on the back of your flower and glue it at the top of the flower vase.



Flower
Template



Inside of
Flower



Vase

Week of May 11 - May 15 2020
2nd/3rd PE
Coach Kappy

Please pick 3 out of the 5 activities to do for the week. Please email me a picture of your child completing the activities and the dates or email me a description of the activities. You or your child may also write a few sentences about the activity and submit to the homework box located in the Lake Crest foyer.

Please email me at jenny.kapraun-veach@oakland5.org or call the school and leave a message, and I will give you a call as soon as I can.

Class	Choice 1	Choice 2	Choice 3	Choice 4	Choice 5
2nd/ 3rd Grade	Ride your bike for 15-20 minutes	Do an exercise Video/have a Dance Marathon	Go on a walk with your family or with a parent for 15-20 minutes	Play Basketball for 15-20 minutes.	Another physical activity that you do for 15 minutes or more (yard work, etc.)